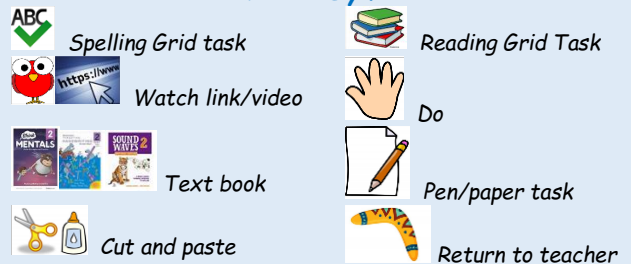


Year 2, Term 2, Week 5

Please note the suggested times per activity are approximate. Subjects can be done in any order. Teacher videos can be accessed via school website and Learning Place links are included in this document. All resources and textbooks were included in the Term 2 Week 1 Learning Pack. Please feel free to contact your child's class teacher if you have questions.

Visual Symbols



Monday

Maths



Watch the Teacher Video (school website) explaining your Think Mentals strategy for this week, Adding Multiples of 10



Think Mentals Unit 5 Day 1 Multiples of 10 (10 mins)



Complete the 2D/3D shape-sorting sheet. Rule a line down the middle of a page. Label one side 2D and one side 3D glue the shapes under the correct heading. (15 mins)

Create some clues for someone else to guess what 3D shape you are describing. This task is similar to last week's task where you made up clues for 2D shapes, this time your clues need to be for 3D shapes. Don't forget to mention number of faces, edges and vertices. (15 mins)

English



Click the image below to learn about nouns.



List as many nouns as you can. Write 3 sentences using some of the nouns you have on your list. (10 mins)



Reading- Choose a book or an online story and complete one of the reading grid choices. (15 mins)



Spelling- Choose a job from the spelling grid. (10 mins)



Handwriting- Complete 1 page from your text. (10 mins)

Science



Watch the parts of a pattern video. Click on the icon of the bird life cycle.



Draw and label the life cycle of a bird. Use arrows to show the different stages. (25 mins)

Other

Japanese



Complete the Japanese work from Sensei. (30 mins)

Tuesday



Think Mentals Unit 5 Day 2 Multiples of 10 (10 mins)



Use the 3D shape nets to cut out and glue together your own 3D paper shapes. (30 mins)



Spelling- Choose a job from the spelling grid. (10 mins)



Read the How To Make Pancakes text and answer the comprehension questions. (20 mins)



Complete the English section of the Boomerang Task sheet on nouns. (10 mins)




Complete the worksheet, I look like my parents. Cut and paste the pictures of each animal's life cycle in order in your scrapbook. (20 mins)



Write a list of other animals that look like their parents when they are born. (10 mins)

PE



Refer to the activities Mr McNee has prepared. (30 mins)

Wednesday



Think Mentals Unit 5 Day 3 Multiples of 10 (10 mins)



Complete the maths section of the Boomerang Page, this includes completing the Name the 3D shape worksheet. (15mins)




Handwriting- Complete 1 page from your text. (10 mins)



Spelling- Choose a job from the spelling grid. (10 mins)



Click the image below to listen to the story Dragon's Love Tacos.



Complete Dragons Love Tacos activity/procedure. Glue the 2 sides of the taco shells together to open out like a taco. Draw the ingredients inside. Cut and paste the steps into the correct order into the procedure box. (20 mins)



Complete the missing offspring worksheet (10 mins)



Watch the parts of a pattern video. Click on the icon of the crocodile life cycle.



Use the video to draw the crocodile life cycle in your scrapbook book. (20 mins)

Music



Complete the Music work from Mrs Beilby.

Thursday



Think Mentals Unit 5
Day 4 Multiples of 10
(10 mins)



Complete the Colour by
3D shape activity
sheet. (20 mins)



Play the maths warm
ups Race to 10 and
Make it Balance. The
videos can be found on
the school website.
(10 mins)



Reading- Choose a book or
an online story and
complete one of the
reading grid choices. (15
mins)



Spelling- Choose a job
from the spelling grid. (10
mins)



Listen to the Dragons
Love Tacos story again
and answer the
comprehension questions
on the sheet included. (20
mins)




Watch the parts of a
pattern video. Click on
the icon of the butterfly
life cycle.



Use a paper plate or piece
of paper to make a
butterfly and caterpillar
(25 mins)

PE



Refer to the activities
Mr McNee has
prepared
(30 mins)

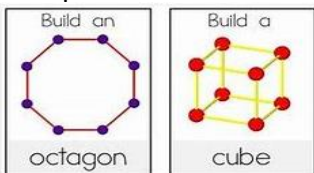
Friday



Think Mentals Unit 3 Day
5 Multiples of 10
(10 mins)



Use toothpicks, sticks or
paddle pop sticks to
create your own 2D and
3D shapes. You can use
blue tack or plasticine to
hold the shape together.
This picture shows an
example.



Play the maths warm up
Race to 10. The
instructional videos can
be found on the school
website.



Handwriting- Complete 1
page from your text. (10
mins)



Spelling- Choose a job
from the spelling grid. (10
mins)



Write your own
procedure for How To
Make Tacos. Look back at
the template from last
week which will help you
remember the correct
way to set out a
procedure and what
headings to use. (Your
taco does not have to be
the same as a 'normal'
taco. You might like to
make a dessert taco or
another made up type of
taco. (20 mins)



Draw a life cycle that you
have looked at this week
onto the animal life
stages boomerang
worksheet.

Write some observations
of each stage of its life
cycle. (25 mins)

Art

Click in the images below.
They will take you to Art
Hub. You can use the
guided instructions to
practise drawing animals.



Optional Extras, if you need something else to keep you busy.

Science Research an egg laying animal and draw pictures with labels that explains its life cycle.

English Become a procedure writing expert. Make something (cooking, craft, construction etc) and write a procedure for someone else to follow. Don't forget to set the procedre out using the correct headings.

Maths Practise adding multiples of ten using your hundreds board. Randomly point to a number on the hundreds board, practise adding 10. Randomly point to a number on the board and practise adding 20. These steps can be repeated, include adding other multiples of 10 such as 30, 40 etc.

Week 5 Spelling Lists



2 Mint- Puppies group
2 Lime- Strawberries group
2 Jade- Squares group

2 Mint- Kittens group
2 Lime- Blueberries group
2 Jade- Triangles group

2 Mint- Goldfish group
2 Lime- Bananas group
2 Jade- Circles group

and
can
man
but
not
lot
big
get
set
let

off
cut
staff
bell
call
hill
glass
dress
jazz
buzz

throw
three
thread
shred
shriek
shrink
square
squint
squash
squeal

Spelling Grid- One job per day * Sound Waves Text Book is a MUST DO

Look Say Cover Write Check
Look at the word carefully, say the sounds in your head, cover it up, write it yourself and check it is correct.

Test
Get an adult to test you on your words.

Sound Waves Text Book



Complete Unit 32 - sh, ch, ti, ci
(page 69)

Fancy Writing
Write out your words for this week using fancy writing eg bubble writing

Sentences
Write interesting sentences using your weekly words.

Reading Grid



Making Connections
What does this text remind you of? Do you have anything in common with the characters or does the story remind you of something that's happened to you?

Characterisation
Write about the main character and his or her character traits.

Different Ending
Write a different ending to the original story.

Illustrate
Illustrate (draw) your favourite part of the story and write a few sentences about why it is your favourite part.

HOW TO MAKE

Pancakes

Ingredients:

1 cup of self-raising flour
1 tablespoon of sugar
1 egg, lightly beaten
 $\frac{3}{4}$ cup of milk
50 g butter, melted

Equipment:

Mixing bowl
Wooden spoon
Sifter
Whisk



Method:

- 1) Wash your hands with soap and then gather all the ingredients.
- 2) Whisk the flour and sugar in a mixing bowl.
- 3) Mix in the egg.
- 4) Mix in the milk a little at a time until the batter is smooth and lump free.
- 5) Put the pan on medium heat.
- 6) Brush butter over the cooking surface.
- 7) Pour $\frac{1}{4}$ of a cup of the pancake mixture into the middle of the pan.
- 8) Flip the pancake over when large bubbles form on the surface.
- 9) Cook until lightly golden on the other side.
- 10) Repeat steps 7-10 until all of the pancake mixture has gone.

Answer these questions in your red and blue lined book.

What is this procedure about?

How many steps in this procedure?

How many eggs are used in this procedure?

How do you know that the pancakes are ready?

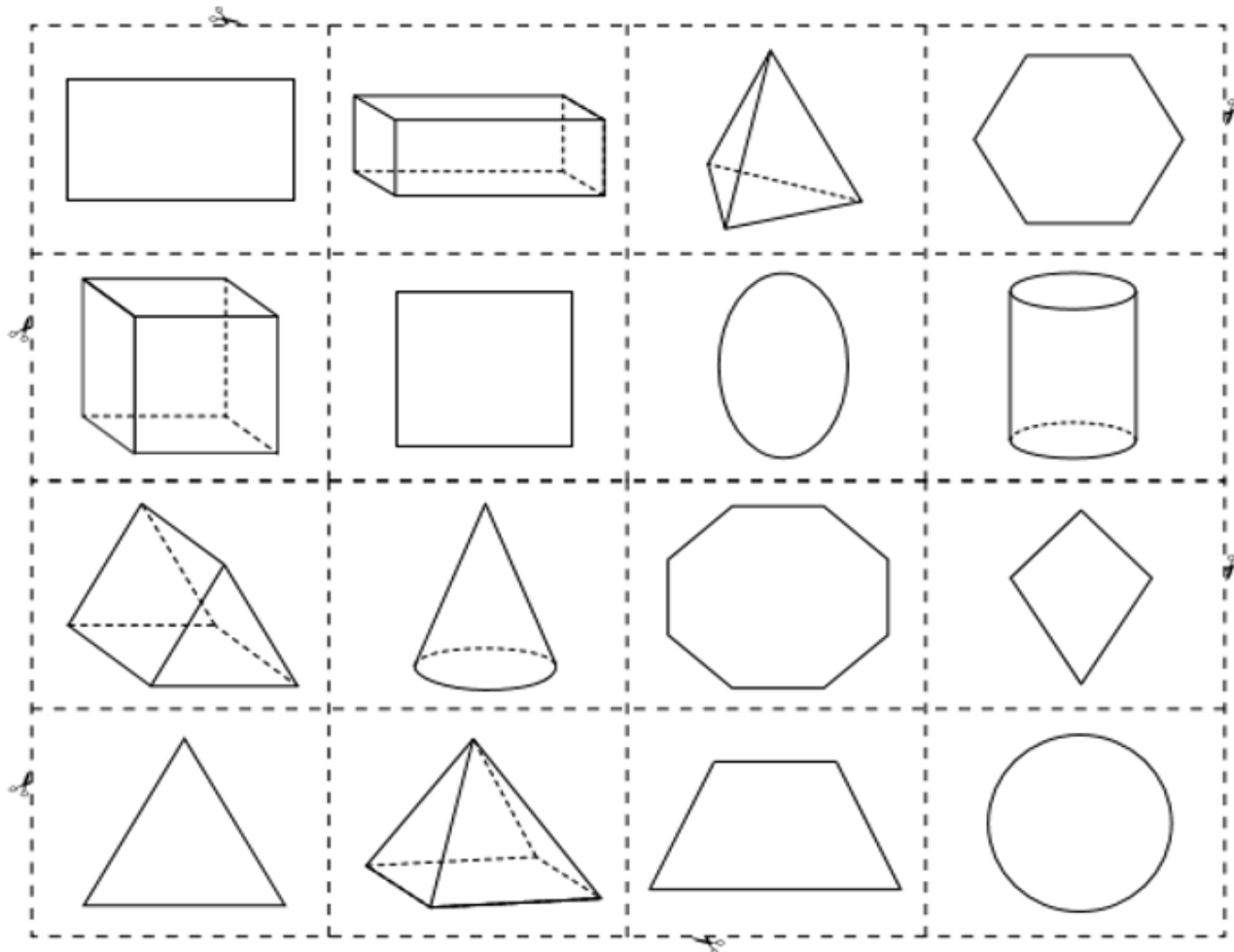
What would happen if you forgot to include step 5?

Why do you think it is important to mix the batter until it is smooth?

Underline the verbs used in each step. Circle the nouns used in the procedure.

2D Shapes and 3D Objects - Sorting Activity

Cut out the pictures and sort them into 2D shapes and 3D objects. Glue the pictures into the correct column on the table.



Animal life stages

Type of animal:

Insert or draw and label pictures of animals in sequence showing each life stage.

Diagrams	1.	2.	3.	4.
Observations	<p>✎ What does it look like?</p>	<p>✎ How is it changing?</p>	<p>✎ What can it do?</p>	<p>✎ What does it need to grow?</p>

'I look like my parent' life stages



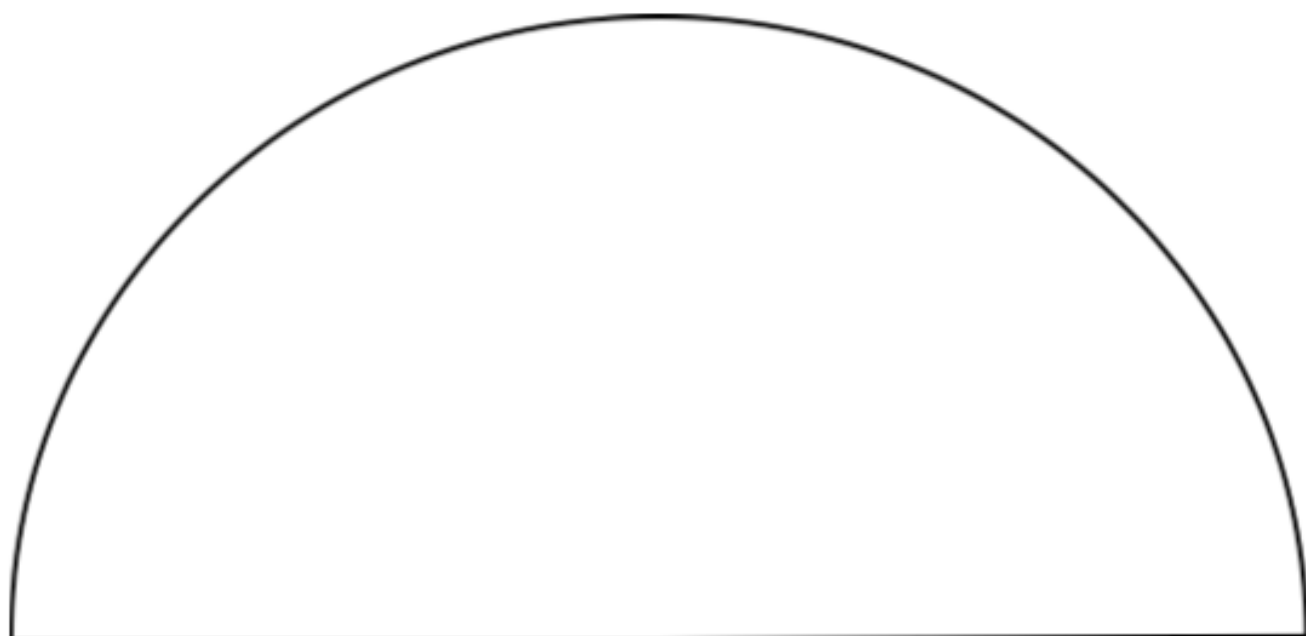
Name: _____

Date: _____

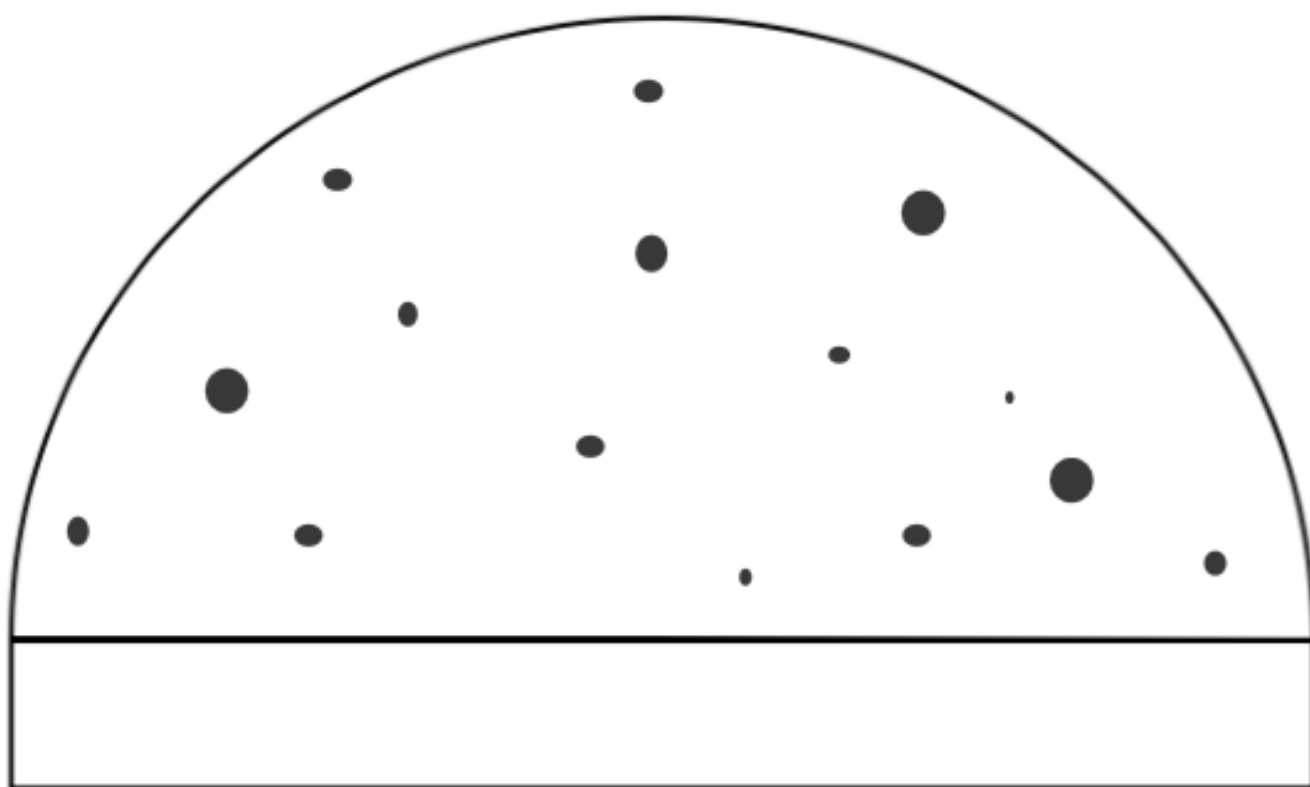


Dragons Love Tacos

By Adam Rubin



Procedure



Step 4: Spread a spoonful of sour cream and avocado on top.

Step 5: Add a spoonful of salsa.

Step 1: Place 2 scoops of mince inside the taco shell.

Step 3: Sprinkle on a small handful of grated cheese.

Step 2: Fill the taco shell with 3 lettuce leaves and 4 slices of tomato.

Dragons Love Tacos Comprehension Questions



What type of tacos do dragons love?

What is the key to making friends with a dragon?

Name the different types of salsa that dragons hate.

What happens to dragons when they eat spicy salsa?

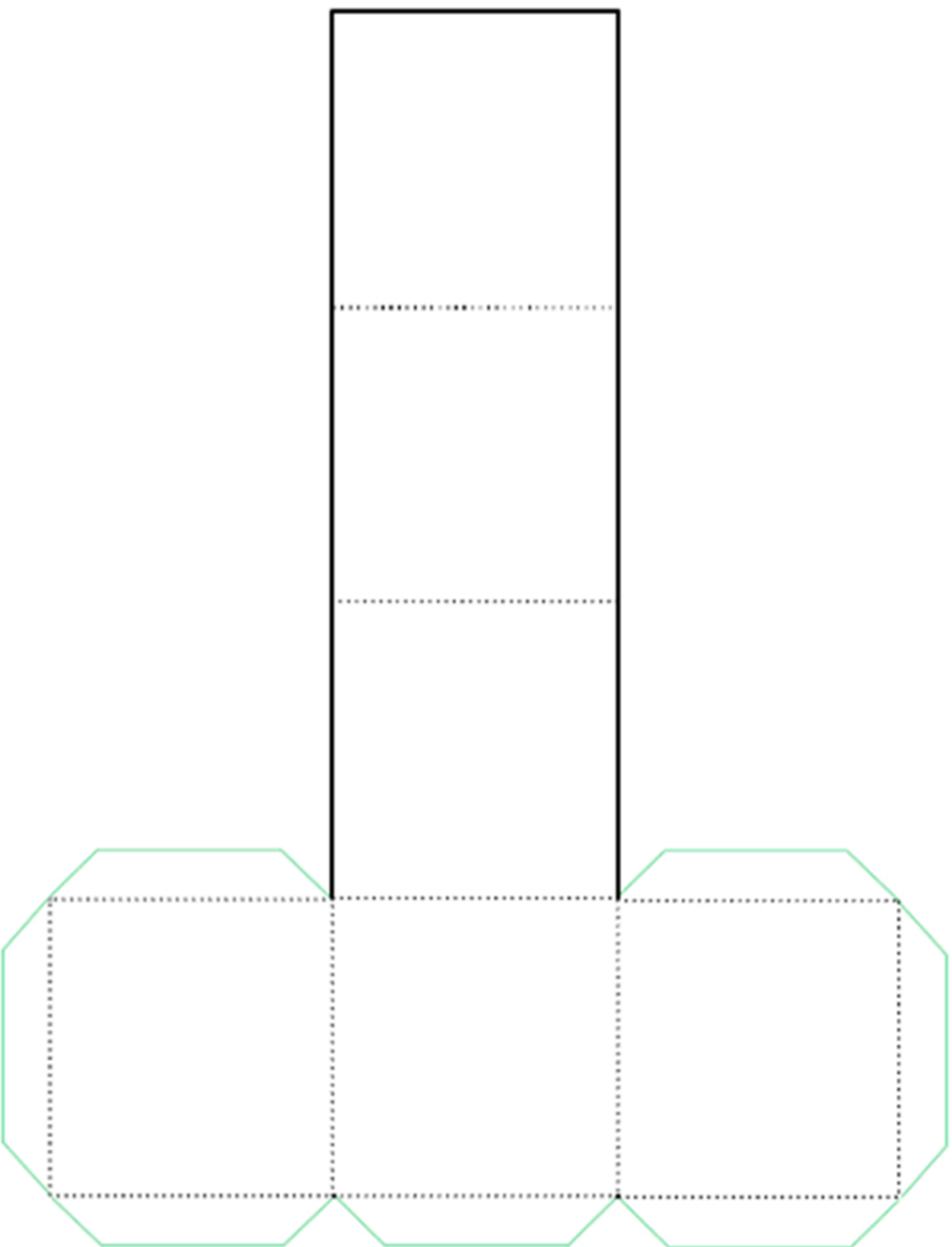
What type of parties do dragons like best?

What should you do with spicy salsa before you host a taco party?

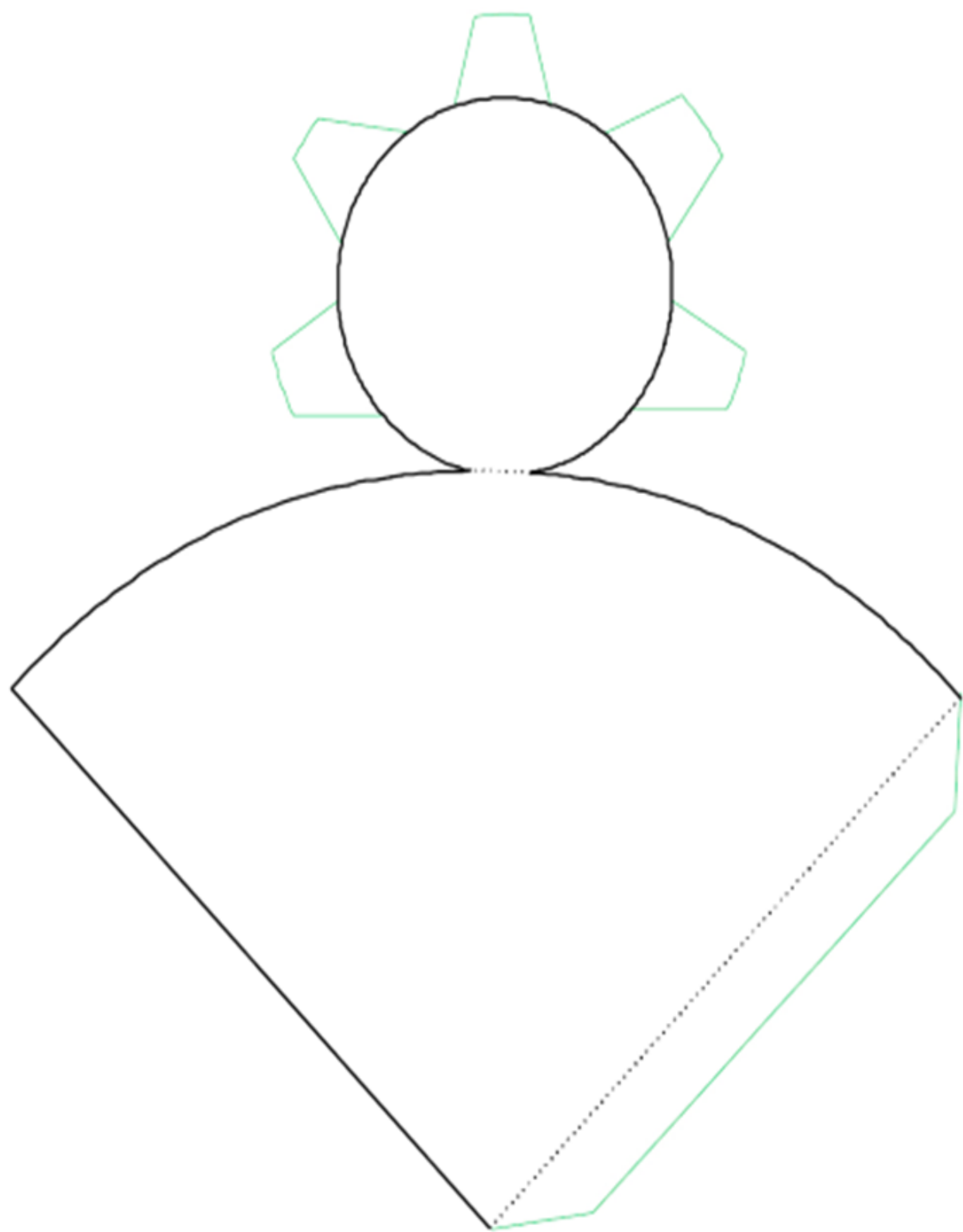
What are the little green things in salsa?

What happened when the dragons ate the spicy salsa?

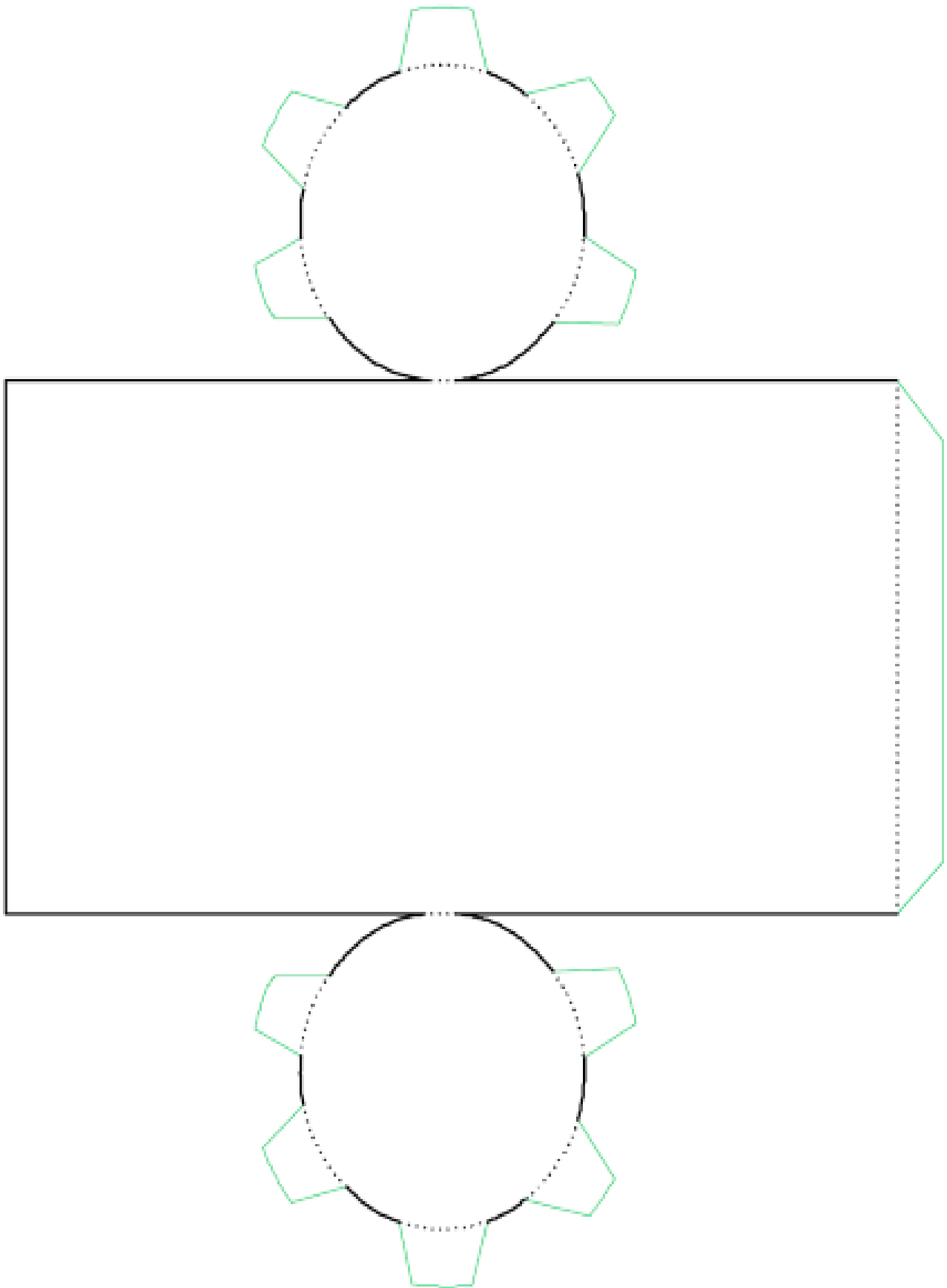
Write about your favourite type of party. What would you serve your guests?



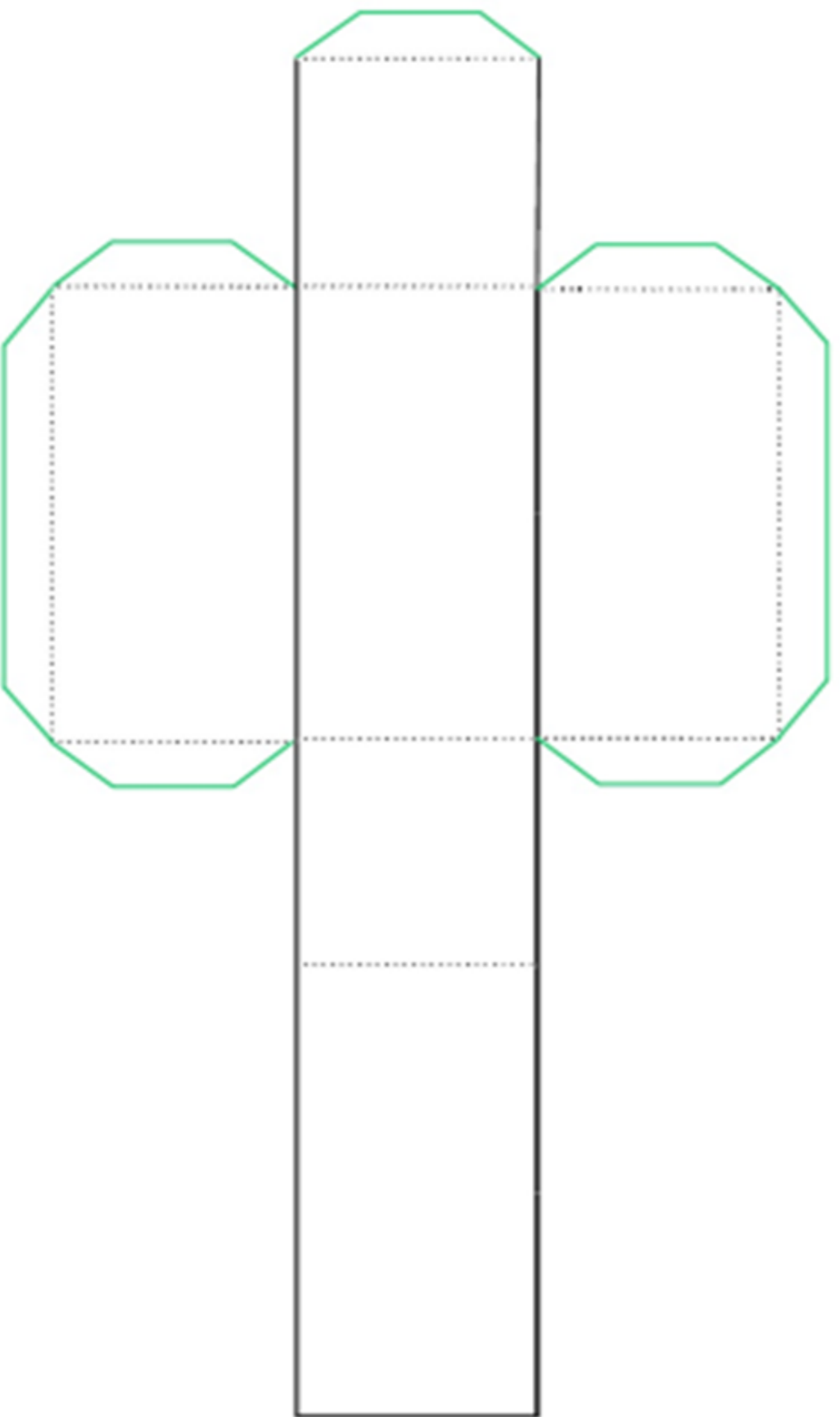
Cube Net: Cut out the shape. Fold along dotted lines. Fold down the flaps.



Cone Net: Cut out the shape. Fold along dotted lines. Fold down the flaps.



Cylinder Net: Cut out the shape. Fold along dotted lines. Fold down the flaps.



Cuboid Net: Cut out the shape. Fold along dotted lines. Fold down the flaps.

Name the 3D Shape



Number of faces _____

Number of vertices _____

Name _____



Number of faces _____

Number of vertices _____

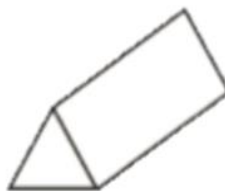
Name _____



Number of faces _____

Number of vertices _____

Name _____



Number of faces _____

Number of vertices _____

Name _____



Number of faces _____

Number of vertices _____

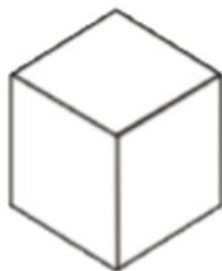
Name _____



Number of faces _____

Number of vertices _____

Name _____









Number of faces _____

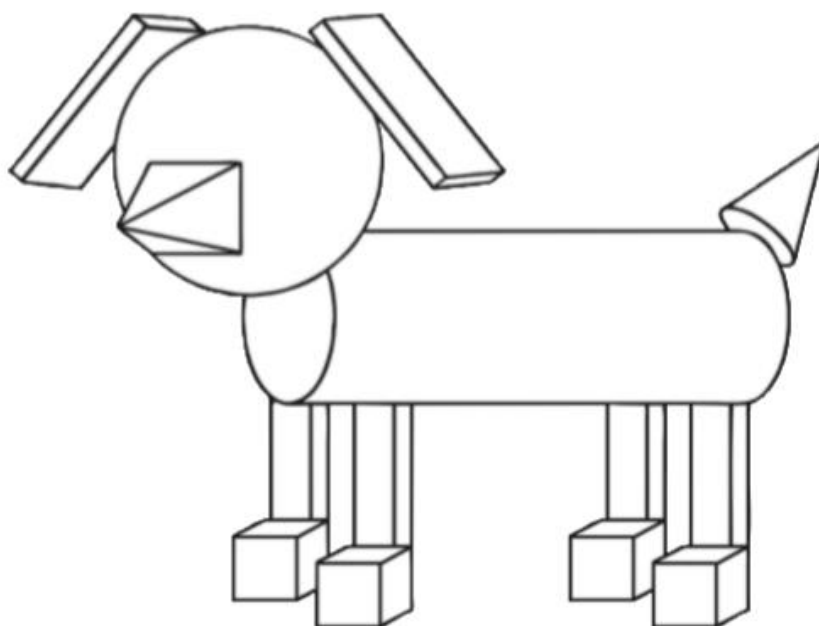
Number of vertices _____

Name _____

3D Shape Colouring







Use the key to colour in the 3D shapes correctly.


Key		
Shape	Name	Colour
		blue
		yellow
		purple
		green
		orange
		red



3D Shape Colouring

Use the key to colour in the 3D shapes correctly.

Key		
Shape	Name	Colour
		blue
		yellow
		purple
		green
		orange
		red



Year 2 Week 5 Boomerang Tasks



*These tasks can be dropped into school during Dakabin Drive Thru times OR you can take a photo of your work and email it to your class teacher.

Maths- Must Do	English- Must Do	Science- Must Do
<p>Drop in or email a picture of the Name the 3D shape worksheet is included in Wednesday's maths work. Answer the question below:</p> <p><i>Explain the difference between a 2D and a 3D shape.</i></p> <div style="border: 1px solid black; height: 300px; width: 100%;"></div>	<p><i>*Underline the <u>nouns</u> in the sentences below.</i></p> <p>I like eating tacos, pizza and cake.</p> <p>The girl jumped off the tall cliff.</p> <p>The young boy drew a great picture.</p> <p>We wash our hands with soap and water.</p> <p>At school we listen to our teachers.</p> <p>Write a sentence of your own and underline the nouns</p> <div style="border: 1px solid black; height: 200px; width: 100%;"></div>	<p>Draw a life cycle that you have looked at this week onto the animal life stages boomerang worksheet.</p> <p>Write some observations of each stage of its life cycle.</p>
Maths - Optional	English- Optional	Other - Optional
<p>Send in some of the clues you wrote on Monday. A picture of these can be emailed to your teacher, or you could record yourself giving some clues and send the video to your teacher via email.</p>	<p>Take some photos of yourself completing a procedure or your choice egs making a sandwich, washing your hands. Order the photos in a sequence that clearly shows the steps you did to make your item.</p>	<p>Send your teacher some pictures of you learning at home. We love to see you in action!</p>