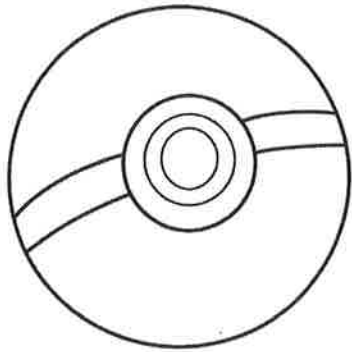


- 1) Revision: Complete the missing sections of the colours table on Page 1. Look back at your colours sheet from last week if you forget some of the answers.
- 2) Trace over the Japanese symbols on Page 2 and colour in the Pokémon characters using the correct colour.
- 3) Choose an activity from the Home Learning matrix table!


<i>Aka</i>	<i>Red</i>	あか
<i>Ao</i>		あお
	<i>Yellow</i>	きいろ
	<i>Green</i>	みどり
<i>Chairo</i>		ちゃいろ
	<i>Purple</i>	むらさき
<i>Pinku</i>		ピンク
<i>Orenji</i>		オレンジ
	<i>Black</i>	くろ
	<i>White</i>	しろ
<i>Haiiro</i>		はいいろ

Japanese Colours

i ro
いろ




a ka shi ro
あか しる




a o
あお




ki i ro
きいろ




mi do ri
みどり



o re n ji
おれんじ



mu ra sa ki
むらさき



pi n ku
ぴんく



cha i ro
ちやいろ



ku ro
くろ